




## **830nm Diffractive Optical Element (DOE) Laser Module with 30,000-Random Dot Pattern, 80° x 50.5° FOV, 3V PCB Driver**

**MDOE830B200R303**



### **Overview**

The Lasermate MDOE830B200R303 laser module is an 830nm laser module integrated with 30,000-random dots pattern diffractive optical element (DOE). Designed for R&D purposes, the laser module comes with an adjustable focusing lens and with adjustable current to set the output power within a certain range.

### **Features**

- 830nm diffractive optical element (DOE) laser module
- 30,000-random dot pattern
- Field of View (FOV): 80° x 50.5° (H x V)
- Low distortion and high uniform pattern
- Flexible package for R&D evaluation
- Distance tunable projection
- PWM drivable
- IEC 60825 eye safety standards

### **Applications**

- Structured light for 3D sensing
- Machine vision

## Specifications

Electrical-Optical Characteristics						
Parameter	Symbol	Min.	Typ.	Max	Unit	Conditions
Threshold current	$I_{th}$	30	50	85	mA	25 °C
Operating current	$I_{op}$	180	220	240	mA	$P_o=200mW$
Operating voltage	$V_{op}$	1.8	2.1	2.5	V	$P_o=200mW$
Slope efficiency	SE	0.8	1.0	1.4	mW/mA	$P_o=200mW$
Power input with PCB			3	3	V	25 °C, variable resistor included

Laser Diode Power Ratings					
Parameter	Symbol	Rating	Unit	Conditions	
CW output power (max)		200	mW		
Operating temperature	$T_{op}$	-10 to 60	°C		
Storage temperature	$T_{stg}$	-40 to 85	°C		

Mechanical Characteristics	
Diameter	8mm
Length	14~15mm
PCB driver	9(W) x 12(L) x 3(H)mm

### Notes:

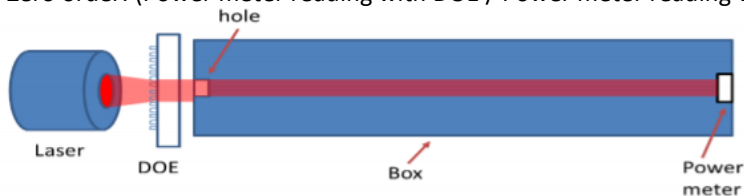
- Length varies as the position of the collimating lens varies case by case.
- Total module length varies with the length of metal pins left after welding.

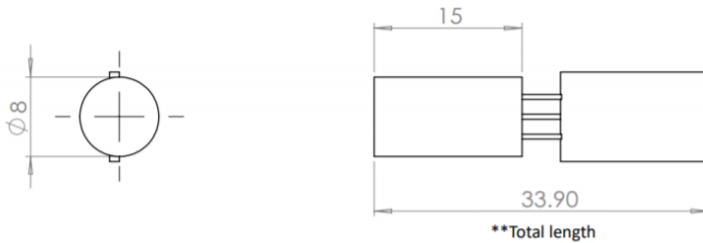

Optical Specifications	
Total dots	30,000
Field of View (FOV)	80° x 50.5° (HxV)
Contrast <sup>1</sup>	$\geq 4.5$
Uniformity <sup>2</sup> in FOV at 1m	$\geq 35\%$
Zero order <sup>3</sup>	$\leq 0.2\%$

<sup>1</sup> Contrast: in the defined area, the ratio of the 95th percentile of the grayscale value over the mode grayscale value of the background,  $C=I_{95\%}/I_{median}$

<sup>2</sup> Uniformity: the ratio of the grayscale value of the area at a given location to the grayscale value of the area in the center of the pattern,  $U=I_{each\ area}/I_{max\ of\ each\ area}$

<sup>3</sup> Zero order: (Power meter reading with DOE / Power meter reading without DOE) x 100%



**Outline Dimensions (unit: mm)****Projection Pattern****Caution**

- Treat heat dissipation before setting the module to full power
- Avoid touching the emitting area or optical components of the module.
- Never look directly at the light from the emitting area.

**Additional Notes**

- The laser modules are designated solely as OEM components for incorporation into the customer's end products. Therefore, it is the customer's responsibility to comply with the appropriate requirements of FDA 21CFR, section 1040.10 and 1040.11 for complete laser products. For the code of FDA regulations, please refer to [FDA Performance Standards for Light-Emitting Products](#) for detailed information.
- Specifications are subject to change without notice.



**Lasermate Group, Inc.**  
19608 Camino De Rosa  
Walnut, CA 91789 USA  
Tel: (909)718-0999  
Fax: (909)718-0998  
[sales@lasermate.com](mailto:sales@lasermate.com)  
[www.lasermate.com](http://www.lasermate.com)